

Ohio Department of Education

Report: School Value-Added Summary

Test: Ohio's State Tests (4-8)

District: Toledo City (044909)

Subject: Science

Year: 2021

Type: Accountable

OST Tested reports include all students tested at the school or district. OST Accountable reports include only those students accountable to that school or district.

The values in the table below are rounded for display purposes. Note that the unrounded gain is divided by the unrounded standard error to obtain a gain index. The gain index is rounded before being displayed on the Progress component of the Ohio School Report Card. For this reason, the numbers on the two reports might be very different.







Estimated School Growth Measure		
School Name		8
Arlington Elementary School (968)	2021	-8.9
	Multi-Year Trend	--
Beverly Elementary School (2642)	2021	-5.5
	Multi-Year Trend	--
Birmingham Elementary School (2758)	2021	-5.0
	Multi-Year Trend	--
Burroughs Elementary School (4358)	2021	-11.8
	Multi-Year Trend	--
Byrnedale Elementary School (7856)	2021	-10.1
	Multi-Year Trend	--
Chase STEM Academy (6007)	2021	-5.7
	Multi-Year Trend	--
DeVeaux Elementary School (8441)	2021	-9.4
	Multi-Year Trend	--
East Broadway Elementary School (68478)	2021	-2.7
	Multi-Year Trend	--
Elmhurst Elementary School (10371)	2021	-5.0
	Multi-Year Trend	--
Garfield Elementary School (12922)	2021	-1.7
	Multi-Year Trend	--
Glendale-Feilbach Elementary School (13599)	2021	-2.4
	Multi-Year Trend	--
Glenwood Elementary School (13706)	2021	-0.4
	Multi-Year Trend	--
Grove Patterson Academy Elementary School (14688)	2021	-8.8
	Multi-Year Trend	--
Harvard Elementary School (15545)	2021	-4.6
	Multi-Year Trend	--
Hawkins Elementary School (15636)	2021	7.7
	Multi-Year Trend	--
Jones Leadership Academy (18523)	2021	-10.2
	Multi-Year Trend	--
Keyser Elementary School (18952)	2021	1.3

Ohio Department of Education

Estimated School Growth Measure		
School Name		8
	Multi-Year Trend	--
Larchmont Elementary School (19836)	2021	-1.4
	Multi-Year Trend	--
Leverette Elementary School (14936)	2021	-3.8
	Multi-Year Trend	--
Longfellow Elementary School (21386)	2021	-9.5
	Multi-Year Trend	--
Marshall STEMM Academy (22970)	2021	-8.2
	Multi-Year Trend	--
McKinley STEMM Academy (23648)	2021	-5.6
	Multi-Year Trend	--
McTigue Elementary School (23929)	2021	-9.3
	Multi-Year Trend	--
Navarre Elementary School (26484)	2021	-3.7
	Multi-Year Trend	--
Oakdale Elementary School (28258)	2021	-7.9
	Multi-Year Trend	--
Old Orchard Elementary School (28514)	2021	-4.1
	Multi-Year Trend	--
Old West End Academy Elementary School (68486)	2021	-16.2
	Multi-Year Trend	--
Ottawa River Elementary School (28902)	2021	-5.8
	Multi-Year Trend	--
Pickett Elementary School (29892)	2021	-6.3
	Multi-Year Trend	--
Raymer Elementary School (31153)	2021	6.2
	Multi-Year Trend	--
Reynolds Elementary School (31401)	2021	-7.5
	Multi-Year Trend	--
Riverside Elementary School (31955)	2021	-5.8
	Multi-Year Trend	--
Robinson Elementary School (32102)	2021	-0.7
	Multi-Year Trend	--
Rosa Parks Elementary School (6056)	2021	-1.9
	Multi-Year Trend	--
Sherman Elementary School (34389)	2021	-10.4
	Multi-Year Trend	--
Spring Elementary School (35352)	2021	-2.8
	Multi-Year Trend	--
Toledo Early College High School (9038)	2021	-8.5

Ohio Department of Education

Estimated School Growth Measure		
School Name		8
	Multi-Year Trend	--
Toledo Technology Academy High School (146373)	2021	-2.5
	Multi-Year Trend	--
Walbridge Elementary School (38984)	2021	-9.4
	Multi-Year Trend	--
Whittier Elementary School (41137)	2021	-11.3
	Multi-Year Trend	--

	Moderate evidence that the school's students made more growth than expected.
	Evidence that the school's students made growth as expected.
	Moderate evidence that the school's students made less growth than expected.
	Significant evidence that the school's students made less growth than expected.
	Very significant evidence that the school's students made less growth than expected.
	The school does not have data for this test and subject in the most recent year.

Achievement results and growth results must be used together to get a complete picture of student learning.