

Ohio Department of Education

Report: School Value-Added Summary
District: Cincinnati Public Schools (043752)
Year: 2021

Test: Ohio's State Tests (4-8)
Subject: Science
Type: Accountable







OST Tested reports include all students tested at the school or district. OST Accountable reports include only those students accountable to that school or district.

The values in the table below are rounded for display purposes. Note that the unrounded gain is divided by the unrounded standard error to obtain a gain index. The gain index is rounded before being displayed on the Progress component of the Ohio School Report Card. For this reason, the numbers on the two reports might be very different.

Estimated School Growth Measure		
School Name		8
Academy for Multilingual Immersion Studies (145581)	2021	-3.7
	Multi-Year Trend	--
Academy Of World Languages School (94623)	2021	15.2
	Multi-Year Trend	--
Aiken New Tech High School (147538)	2021	-7.6
	Multi-Year Trend	--
Clark Montessori High School (98590)	2021	5.3
	Multi-Year Trend	--
Gilbert A. Dater High School (8110)	2021	-7.9
	Multi-Year Trend	--
Hartwell School (15529)	2021	-9.6
	Multi-Year Trend	--
Hughes STEM High School (11609)	2021	-11.4
	Multi-Year Trend	--
James N. Gamble Montessori High School (9200)	2021	-8.0
	Multi-Year Trend	--
Oyler School (29009)	2021	2.6
	Multi-Year Trend	--
Riverview East Academy (145722)	2021	-15.6
	Multi-Year Trend	--
Robert A. Taft Information Technology High School (36830)	2021	-15.1
	Multi-Year Trend	--
Roberts Academy (32086)	2021	-0.2
	Multi-Year Trend	--
Roselawn Condon School (32680)	2021	9.8
	Multi-Year Trend	--
Sayler Park School (33688)	2021	-10.7
	Multi-Year Trend	--
School For Creative and Performing Arts (68619)	2021	6.0
	Multi-Year Trend	--
Shroder High School (34538)	2021	-14.0
	Multi-Year Trend	--
Spencer Center for Gifted and Exceptional Students (16701)	2021	6.5

Ohio Department of Education

Estimated School Growth Measure		
School Name		8
	Multi-Year Trend	--
Walnut Hills High School (39073)	2021	-15.4
	Multi-Year Trend	--
Western Hills University High School (145557)	2021	-19.4
	Multi-Year Trend	--
Withrow University High School (146365)	2021	-19.5
	Multi-Year Trend	--
Woodward Career Technical High School (147520)	2021	-11.0
	Multi-Year Trend	--

	Moderate evidence that the school's students made more growth than expected.
	Evidence that the school's students made growth as expected.
	Moderate evidence that the school's students made less growth than expected.
	Significant evidence that the school's students made less growth than expected.
	Very significant evidence that the school's students made less growth than expected.
	The school does not have data for this test and subject in the most recent year.

Achievement results and growth results must be used together to get a complete picture of student learning.